



# CONNECTICUT RIVER VALLEY CHAPTER NEWS

*November 2024*

WEBSITE ADDRESS: [www.crvc-ega.org](http://www.crvc-ega.org)



***We have a very full agenda ahead -- Mark these dates on your calendar***

Wednesday, November 20, 2024 -- Pequot Colony Stitchers Meeting at 10am  
on Zoom -- contact [Stephanie](#) for Zoom link

Saturday, December 7, 2024 -- CRVC Meeting & Program  
"Snow Day" Projects -- in person at [Thistle Needleworks](#) and on Zoom

December 15, 2024 -- **Deadline** to register for Terri Bay class in February & March

Wednesday, December 18, 2024 -- Pequot Colony Stitchers Meeting at 10 am  
on Zoom -- contact [Stephanie](#) for Zoom link

Tuesday, January 7, 2025 -- CRVC Board Meeting at 10 am  
on Zoom -- contact [Judie](#) for Zoom link

Saturday, February 8, 2025 -- "Water Spiral (Part 1)" with Terri Bay via Zoom

Tuesday, March 4, 2025 -- CRVC Board Meeting at 10 am  
on Zoom -- contact [Judie](#) for Zoom link

Saturday, March 8, 2025 -- "Water Spiral (Part 2)" with Terri Bay via Zoom

Tuesday, April 1, 2025 -- CRVC Outreach Event  
"Introduction to Ribbon Embroidery" workshop at Granby Public Library

Saturday, April 5, 2025 -- CRVC Meeting & Program  
"Butterflies" by Susan Jones including an interview with the designer  
in person and on Zoom

Tuesday, May 6, 2025 -- CRVC Board Meeting at 10 am  
on Zoom -- contact [Judie](#) for Zoom link

Saturday, June 7, 2025 -- CRVC Meeting & Program  
"Garden Day" Projects -- in person at [Thistle Needleworks](#) and on Zoom

Tuesday, September 9, 2025 -- CRVC Board Meeting at 10 am  
on Zoom -- contact [Judie](#) for Zoom link

Saturday & Sunday, October 4 & 5, 2025 -- CRVC Meeting & Workshop  
"Blue Hills" workshop with Dawn Donnelly

---

# CRVC Meetings and Stitch-Ins --

## CRVC Meeting

Saturday, December 7<sup>th</sup>, 2024      "Snow Day" Projects

We are having a "Snow Day" theme for the day with your choice of three snowman designs -- painted canvas, charted canvas, counted cross stitch. You can pick one or all three, or work on any snow-related project of your choice. You can attend [in person](#) or via Zoom (Zoom link will be sent to all members).

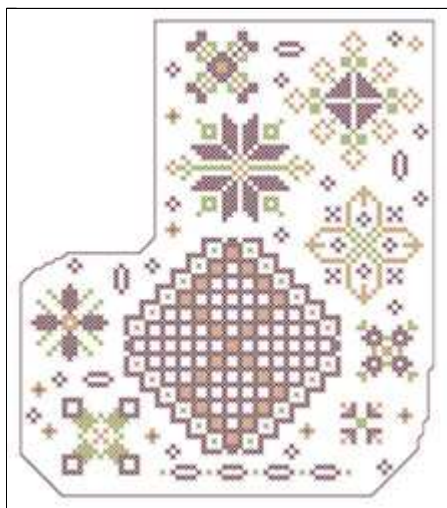


### Brrr.... Snowman

Designed by Pepperberry Designs with stitch guide by Judie Solomon.

Supplies needed: 13" x 14" stretcher bars, and usual stitching supplies.

The registration deadline was October 1, 2024.



Rosewood Manor - Cross-Stitch Christmas Mini-Sock.

See the pattern [here](#).



Debbie Rowley - Sparkly Snowman. A charted canvaswork design.

See the pattern and instructions [here](#).

In-person location: [Thistle Needleworks](#) in Wethersfield, CT

### Schedule for the day:

10 am to 12:00 pm

Work on projects

12:00 pm to 1 pm

Lunch break

1 pm to 3:00 pm

Continue projects and Show & Tell

## CRVC Meeting

Saturdays, February 8<sup>th</sup> & March 8<sup>th</sup>, 2025    **"Water Spiral" with Terri Bay on Zoom**



This is a companion the "Earth Spiral" we did last year, yet very different.

"Water Spiral" is a 6.5" long Hardanger spiral ornament. Water is a 12" long and 1.25" wide strip worked in various Hardanger stitches. It alternates between a ship stitch motif and filling stitches. Water is then wound into a spiral and joined using Ukrainian Insertion Stitches. The Insertion used in Water is a two-step stitch called the Boikian Joining. Some of the stitches included are wrapped bars, woven bars, satin, ship, dove's eye, eyelets, Greek Cross, and Joining.

Kit fee is \$60.00

Kit Contents: 28-count linen Cashel White, 2 skeins pearl cotton size 8 Cottage Garden Thread Dark Yew, 1 skein pearl cotton size 12 Cottage Garden Thread Dark Yew, tapestry 24 needle, tapestry 26 needle, charts, and instructions.

Finishing Supplies (supplied by student, but not needed in class): 1" wide ribbon in color of choice - 12" long; 1" x 12" strip of fabric; adhesive such as Heat N Bond™.

Student Will Need to Provide: Bauble (charm) and hanging loop. Small, sharp Hardanger scissors; 6" hoop or frame - optional. May be worked in hand. Any lighting or magnification needed by student to work on 28-count linen; Usual stitching tools.

"Water Spiral" is a basic/intermediate level class. Students should have the ability to work on 28-count linen and some experience with thread cutting and needle weaving.

The classes will be held over two days, February 8, 2025 and March 8, 2025. (4 1/2 hrs. per class).


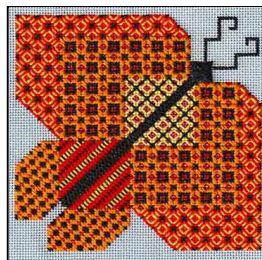


A registration coupon is provided below for this Zoom class. **Deadline to register is December 15, 2024.**



## CRVC Meeting

Saturday, April 5<sup>th</sup>, 2025    **"Butterflies" by Susan Jones**

Program will include an interview with the designer. More details to follow.





## CRVC Meeting

### Saturday, June 7<sup>th</sup>, 2025 "Garden Day" Projects

Stitching together a choice of several designs in different techniques. Details to follow.

## CRVC Meeting

### Saturday & Sunday, October 4<sup>th</sup> & 5<sup>th</sup>, 2025 "Blue Hills" workshop with Dawn Donnelly

Location to be announced. More details to follow.

---

## CRVC Outreach Event

CRVC members will teach an "Introduction to Ribbon Embroidery" workshop at the Cossitt Branch of the Granby Public Library on Tuesday April 1, 2025, from 1:30 to 3:30 PM. The Cossitt Branch is at 388 North Granby Road (Route 189) in Granby. We will demonstrate several simple stitches that can be combined into flowers to adorn projects such as bookmarks, eyeglass cases, or small bags. We need 4-5 volunteers to help with this. Contact Kathryn Lord at [hglord@cox.net](mailto:hglord@cox.net) if you are able to do so.

---

All members are welcome to attend CRVC Board meetings.

These meetings are held via Zoom.

Contact Judie at least 24 hours in advance at [JudieStichr@aol.com](mailto:JudieStichr@aol.com) for the links to these Zoom meetings and other CRVC Zoom meetings.

Members -- send pictures of your finished pieces to [Judie](#) to be included in the next newsletter

All members are welcome to attend the Pequot Colony Stitchers meetings.

These meetings are held via Zoom.

Contact Stephanie at least 24 hours in advance at [StephThorp@sbcglobal.net](mailto:StephThorp@sbcglobal.net) for links to these Zoom meetings.

---

Recent stitching projects done by our members.... (click on an image for an enlarged view)



Stitched by Tere Foley:  
An EGA Petite Project -- "Landscape Series" by Karen Wojahn



Stitched by Laurie Sulger:



Jacobean Fantasy



The French Thrush

Stitched by Deb Milvae:



Mom Stocking



Dad Stocking

Stitched by Lydia Babowicz:



Mardi Gras


### CRVC Fund-Raising

The remaining books from the dissolved CRVC library, as well as other books and needlepoint canvases that have been donated to the chapter, are now available for purchase. [Click here](#) to view/order the available items.

Stitched by Tina Alberino:



Sunflower



Tetris

Step 1 of EGA Master Craftsman Design program

### CRVC Program Registration Form

**Snow Day -- December 7<sup>th</sup>, 2024**

#### **Snow Day**

\*\*\* No registration needed \*\*\*

If attending in person, just "come on down" to [Thistle Needleworks](#).

If attending via Zoom, please contact [Judie](#)  
at least 24 hours in advance for Zoom link.

### CRVC Program Registration Form

**"Water Spiral" with Terri Bay on Zoom -- February 8<sup>th</sup> and March 8<sup>th</sup>, 2025**

Mail completed form and check (made payable to **CRVC-EGA**) to:

Linda Berry, 343 Seabury Drive, Bloomfield, CT 06002

**Deadline: December 15<sup>th</sup>, 2024**

#### **"Water Spiral" with Terri Bay on Zoom**

\_\_\_\_\_ \$60 kit fee (Check made payable to CRVC-EGA)

**Name:** \_\_\_\_\_

**Address:** \_\_\_\_\_

**Email:** \_\_\_\_\_

**Phone#:** \_\_\_\_\_